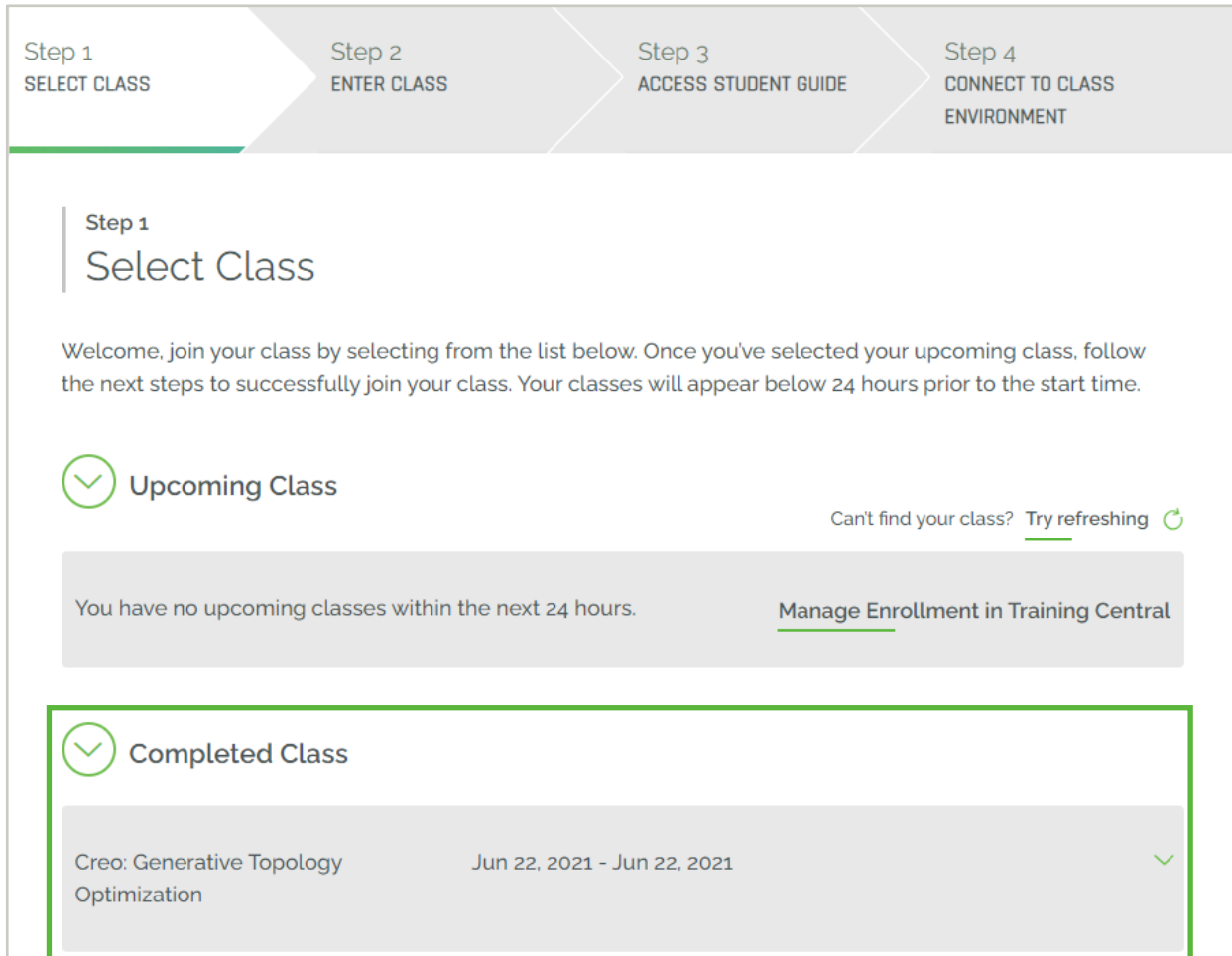


# How to Complete a Session Survey

- Step 1)** Launch the [Class Day Portal](#) to access your class details. You will log in using your PTC.com credentials.
- Step 2)** Start with Step 1 SELECT CLASS and click Completed Class to find the classes you have attended.



Step 1  
SELECT CLASS


Step 2  
ENTER CLASS


Step 3  
ACCESS STUDENT GUIDE

Step 4  
CONNECT TO CLASS ENVIRONMENT


### Step 1 Select Class


Welcome, join your class by selecting from the list below. Once you've selected your upcoming class, follow the next steps to successfully join your class. Your classes will appear below 24 hours prior to the start time.

 **Upcoming Class**

Can't find your class? [Try refreshing](#) 

You have no upcoming classes within the next 24 hours. [Manage Enrollment in Training Central](#)

 **Completed Class**

Creo: Generative Topology Optimization	Jun 22, 2021 - Jun 22, 2021	
--	-----------------------------	---

# How to Complete a Session Survey

**Step 3)** Select the class and then click "Take Class Survey."



The screenshot shows a 'Completed Class' section with a green checkmark icon. Below the title, there is a grey bar containing the class name 'Creo: Generative Topology Optimization' and the dates 'Jun 22, 2021 - Jun 22, 2021'. Underneath, there is a link for 'Access Class Materials' and a 'Take Class Survey' link with a right-pointing arrow. At the bottom, the class name is repeated with a right-pointing arrow.

**Please Note:** The survey link will be displayed for 90 days after the class completes.

For questions or assistance, please contact [trainingcentral@ptc.com](mailto:trainingcentral@ptc.com).