

LEARN

LEARN Online half-day classes are 3-hour virtual instructor-led sessions that are scheduled on our public calendar. You can purchase courses individually or as part of a Learn Online Subscription

To access the registration page for a course, click the course title.
To view a course abstract, click on the ⓘ icon next to each title.

Learn Basics Learn Online

FUNDAMENTALS				
	Creo: Basics of Creo Capabilities and Design Process	ⓘ	●	●
	Creo: Basics of Creo Interface and Modeling Concepts	ⓘ	●	●
	Creo: Fundamentals Overview	ⓘ		●
	Creo: Fundamentals of Modeling 1	ⓘ		●
	Creo: Fundamentals of Modeling 2	ⓘ		●
	Creo: Fundamentals of Assembly	ⓘ		●
	Creo: Fundamentals of 2D Drawing	ⓘ		●
	Creo: Fundamentals of Analysis	ⓘ		●
CERTIFICATION				
	Creo Parametric Fundamentals Certification	ⓘ		●
	Creo Parametric Professional Certification	ⓘ		●
MODELING				
	Creo: Basics of Modeling 1	ⓘ	●	●
	Creo: Modeling Productivity Tools	ⓘ		●
	Creo: Sketching Productivity Tools	ⓘ		●
	Creo: Advanced Modeling 1	ⓘ		●
	Creo: Advanced Modeling 2	ⓘ		●
	Creo: Multibody Design	ⓘ		●
SURFACING				
	Creo: Basics of Surface Modeling	ⓘ	●	●
	Creo: Creating Surface Features 1	ⓘ		●
	Creo: Creating Surface Features 2	ⓘ		●
	Creo: Stitching, Editing, and Solidifying Surfaces	ⓘ		●
SHEETMETAL				
	Creo: Creating Sheetmetal Models 1	ⓘ		●
	Creo: Creating Sheetmetal Models 2	ⓘ		●




eLearning Course
 Instructor-led
 Certification

LEARN

To access the registration page for a course, click the course title.
To view a course abstract, click on the ⓘ icon next to each title.












































Learn Basics Learn Online

ASSEMBLY				
	Creo: Basics of Assembly			
	Creo: Basics of Large Assembly Concepts			
	Creo: Assembly Productivity Tools			
	Creo: Managing Large Assemblies			
	Creo: Assembling with Non-Kinematic Constraints			
	Creo: Assembling with Kinematic Connections			
	Creo: Evaluating Kinematic Connections – <i>Retiring December 2021</i>			
	Creo: Managing Assembly Styles and States			
	Creo: Using Assembly Skeletons for Top-Down Design			
CABLING				
	Creo: Creating Harnesses and Routing Cables 1			
	Creo: Creating Harnesses and Routing Cables 2			
DOCUMENTATION				
	Creo: Basics of 2D Drawing			
	Creo: Populating 2D Drawings with Annotations			
	Creo: Creating and Modifying 2D Drawing Views			
	Creo: Adding 2D Drawing Information Using Tables			
	Creo: Managing the 2D Drawing Environment – <i>Retiring December 2021</i>			
	Creo: Creating Annotations Using Model-Based Definition			
	Creo: Modifying and Publishing Annotations Using Model-Based Definition			

LEARN

To access the registration page for a course, click the course title.
 To view a course abstract, click on the ⓘ icon next to each title.

Learn Basics Learn Online

ANALYSIS				
	Creo: Basics of Analysis			
	Creo: Basics of Simulation Concepts			
	Creo: Structural Analysis with Creo Simulate			
	Creo: Analyzing Surface Features – <i>Retiring December 2021</i>			
	Creo: Generative Topology Optimization			
	Creo: Real-Time Simulation Using Creo Simulation Live			
	Creo: Analysis with Creo Ansys Simulation			
UPDATES				
	Creo: Basics of What's New in Fundamentals, Modeling, Assembly, and Documentation			
	Creo: Basics of What's New in Surfacing, Sheetmetal, Analysis, and Other Modules			
	Creo: What's New in Fundamentals			
	Creo: What's New in Modeling, Assembly, and Documentation			
	Creo: What's New in Surfacing, Sheetmetal, and Cabling			
	Creo: What's New in Analysis and Other Modules			

Multi-day Classes

Multi-day classes provide students with a more traditional classroom experience. Courses may include up to five days of content to accelerate your learning process. You'll work alongside your world class instructor either virtually or on site in a public training environment.

To view a course abstract, click on the ⓘ icon next to each title.

CREO: FUNDAMENTALS ⓘ

	Day 1	Day 2	Day 3
A.M.	Creo: Fundamentals Overview	Creo: Fundamentals of Modeling 2	Creo: Fundamentals of 2D Drawing
P.M.	Creo: Fundamentals of Modeling 1	Creo: Fundamentals of Assembly	Creo: Fundamentals of Analysis

CREO: MODELING AND ASSEMBLY ⓘ

	Day 1	Day 2	Day 3
A.M.	Creo: Sketching Productivity Tools	Creo: Multibody Design	Creo: Assembly Productivity Tools
P.M.	Creo: Modeling Productivity Tools	Creo: Assembling with Non-Kinematic Constraints	Creo: Managing Large Assemblies

CREO: UPDATE ⓘ

	Day 1	Day 2
A.M.	Creo: What's New in Fundamentals	Creo: What's New in Surfacing, Sheetmetal, and Cabling
P.M.	Creo: What's New in Modeling, Assembly, and documentation	Creo: What's New in Analysis and Other Modules

Private Training

Any of the training titles on this training catalog can be delivered in a private setting to your organization. Create an agenda by choosing a specific combination of half-day classes or select from one of our popular multi-day classes to get the training your organization needs. Talk to PTC University Sales for more information.